



SUBMERSIBLE ELECTRICAL DEWATERING PUMP

SUPER HEAD SERIES

**SPG1004SH
100 HP (75 Kw)**

4"(100 mm) Flange End Ring

TECHNICAL DETAILS:

Motor Details

2 Pole continuous rated induction motor with squirrel cage rotor

HP / Kw	: 100 / 75
Phase	: 3
Frequency (Hz)	: 50
Volts (V)	: 415
Max. current (A)	: 122
Speed (RPM)	: 2850

Material of Construction

1. All wet parts SG 500/7
2. Impeller 316L
3. "H" class winding
4. HO7RNF Cable 20 Mtrs.
5. 6 wire data cable
6. oil seal type
7. Stainless Steel Mesh

Additional Protection

1. Temperature Sensor
2. Moisture Sensor - Mechanical Seal
3. 5 Bearing System

Pump Weight (Approx.) : 1500 Kg

Pump Dimensions :

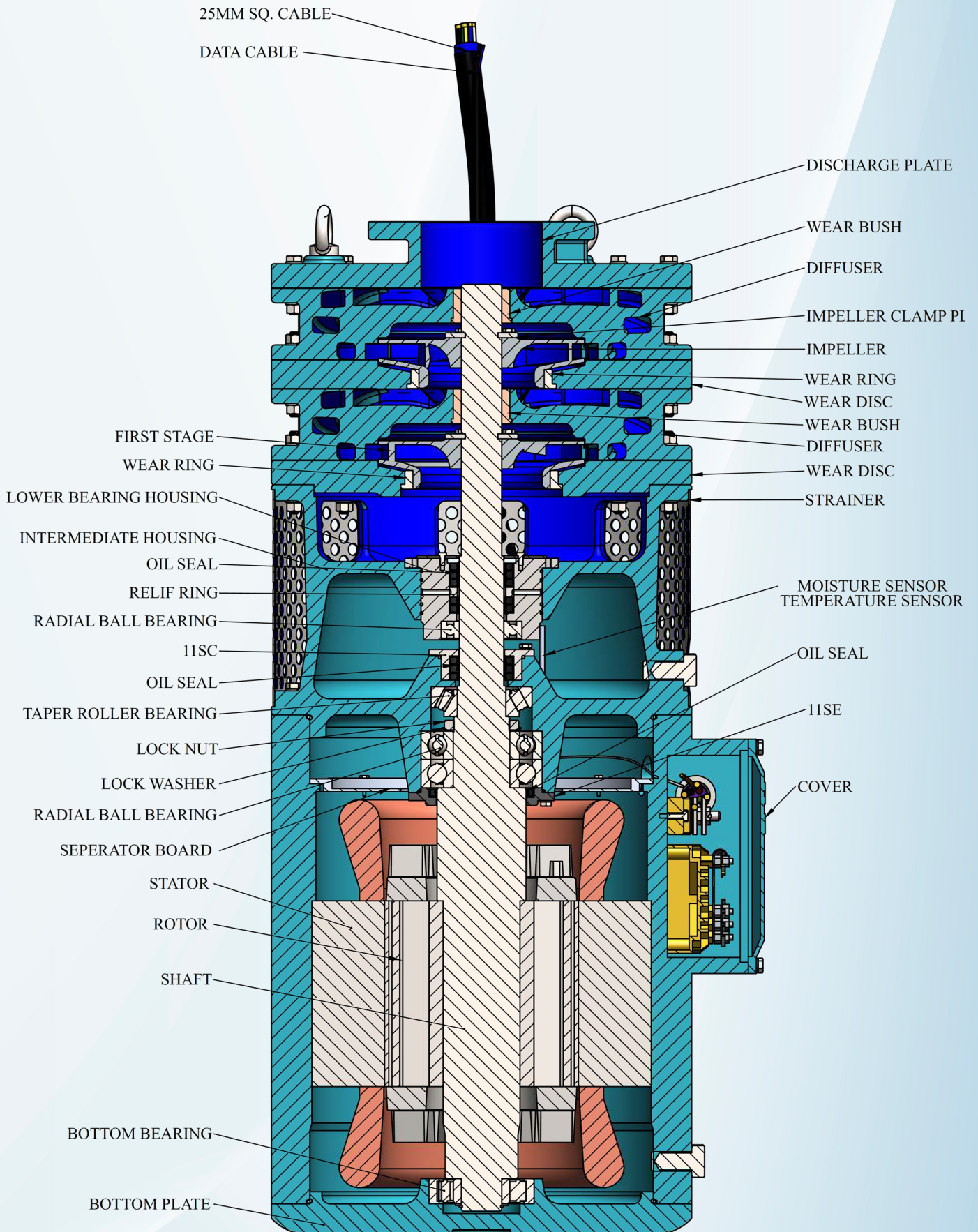
Pump Dia. (Approx.): 900 mm

Pump Height (Approx.): 1500 mm





SPG1004SH - Exploded View

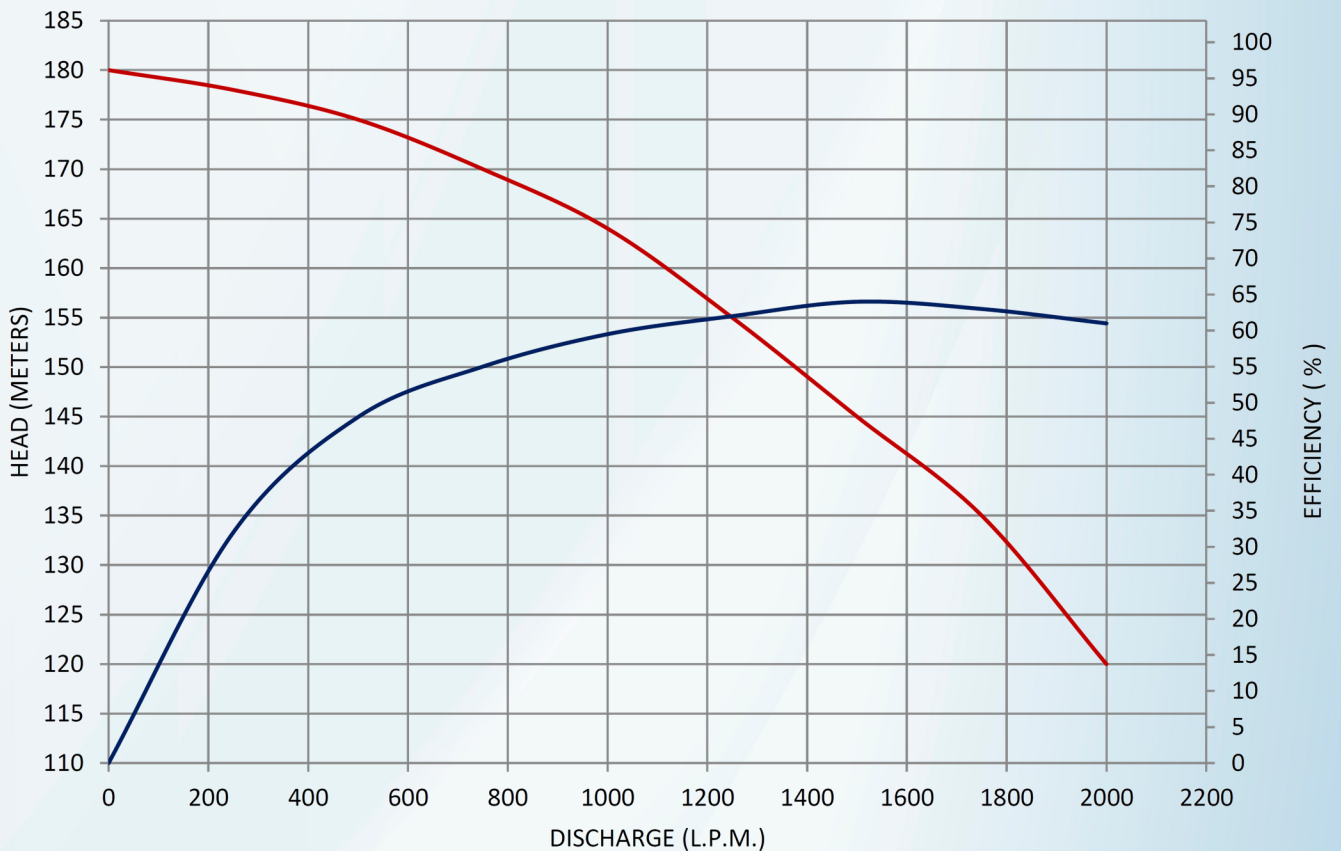
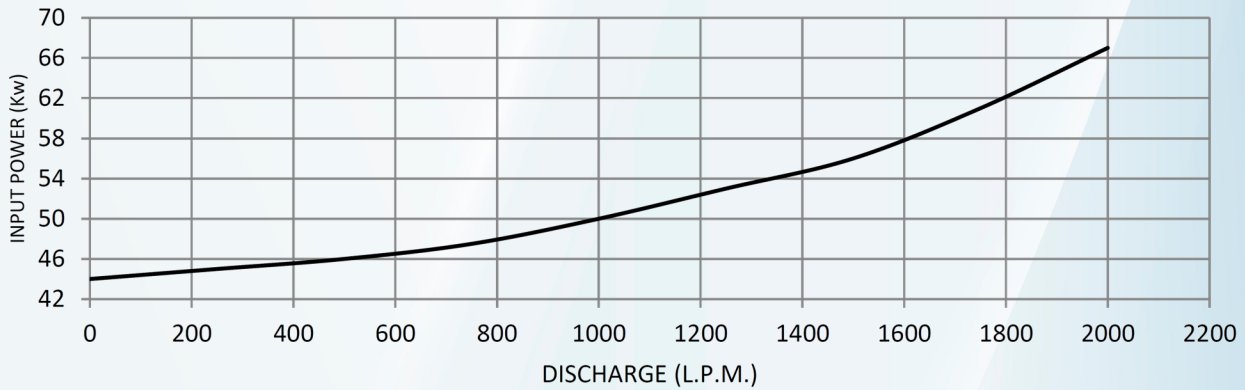




PERFORMANCE GRAPH

SPG1004SH

H.P.:	100	Kw :	75	R.P.M.:	2850	DICHARGE SIZE (INCH / MM) :	4"/100
-------	-----	------	----	---------	------	-----------------------------	--------



DUTY POINT - HEAD : 155 MTR. & DISCHARGE : 1250 LPM