



SUBMERSIBLE ELECTRICAL DEWATERING PUMP

SUPER HEAD SERIES

SPG1206SH

120 HP (90 Kw)

6"(150 mm) Flange End Ring

TECHNICAL DETAILS:

Motor Details

2 Pole continuous rated induction motor with squirrel cage rotor

HP / Kw : 120 / 90

Phase : 3

Frequency (Hz) : 50

Volts (V) : 415

Max. current (A) : 172

Speed (RPM) : 2850

Material of Construction

1. All wet parts SG 500/7
2. Impeller 316L
3. "H" class winding
4. HO7RNF Cable 20 Mtrs.
5. 6 wire data cable
6. oil seal type
7. Stainless Steel Mesh

Additional Protection

1. Temperature Sensor
2. Moisture Sensor - Mechanical Seal
3. 5 Bearing System

Pump Weight (Approx.) : 1500 Kg

Pump Dimensions :

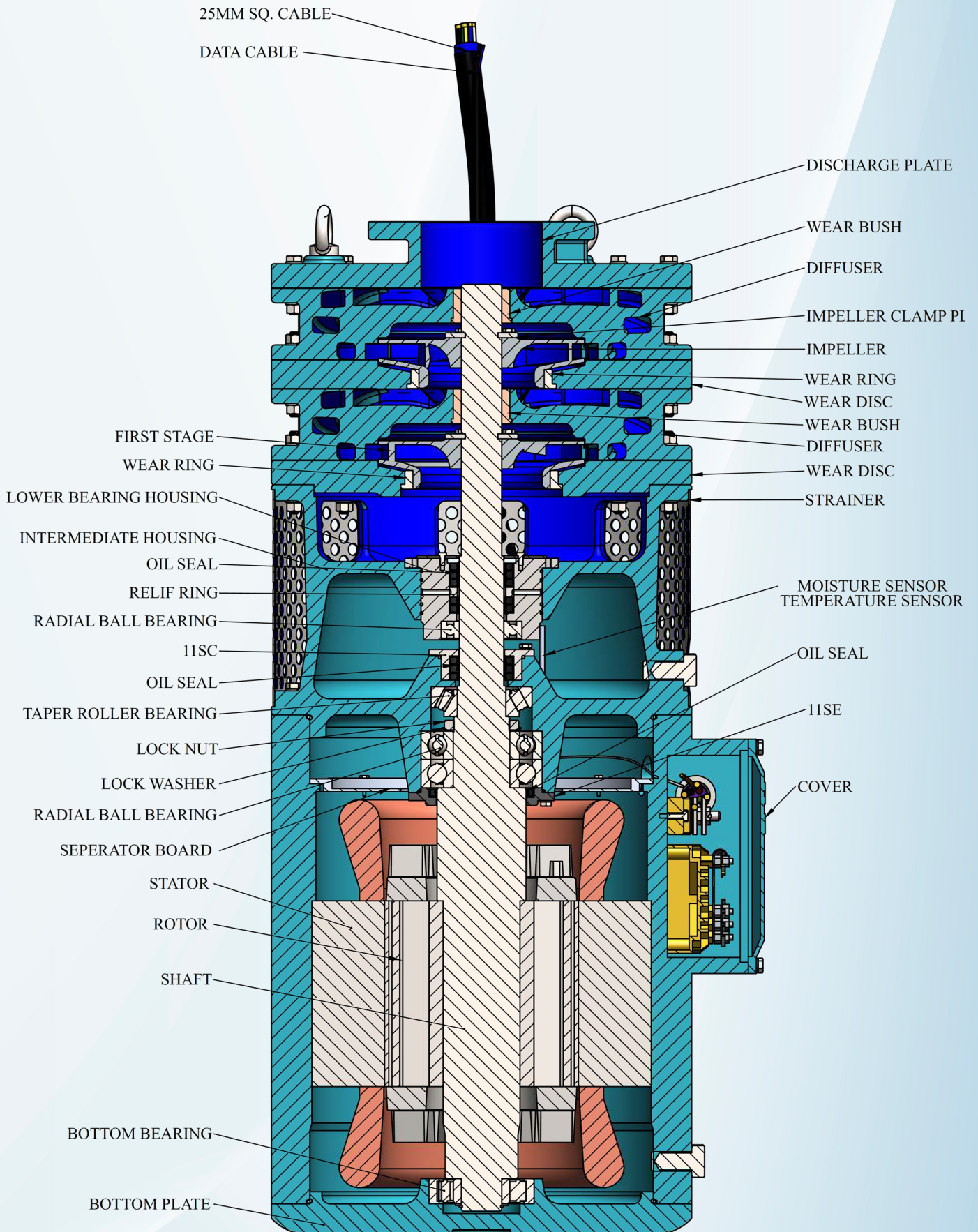
Pump Dia. (Approx.): 900 mm

Pump Height (Approx.): 1500 mm





SPG1206SH - Exploded View

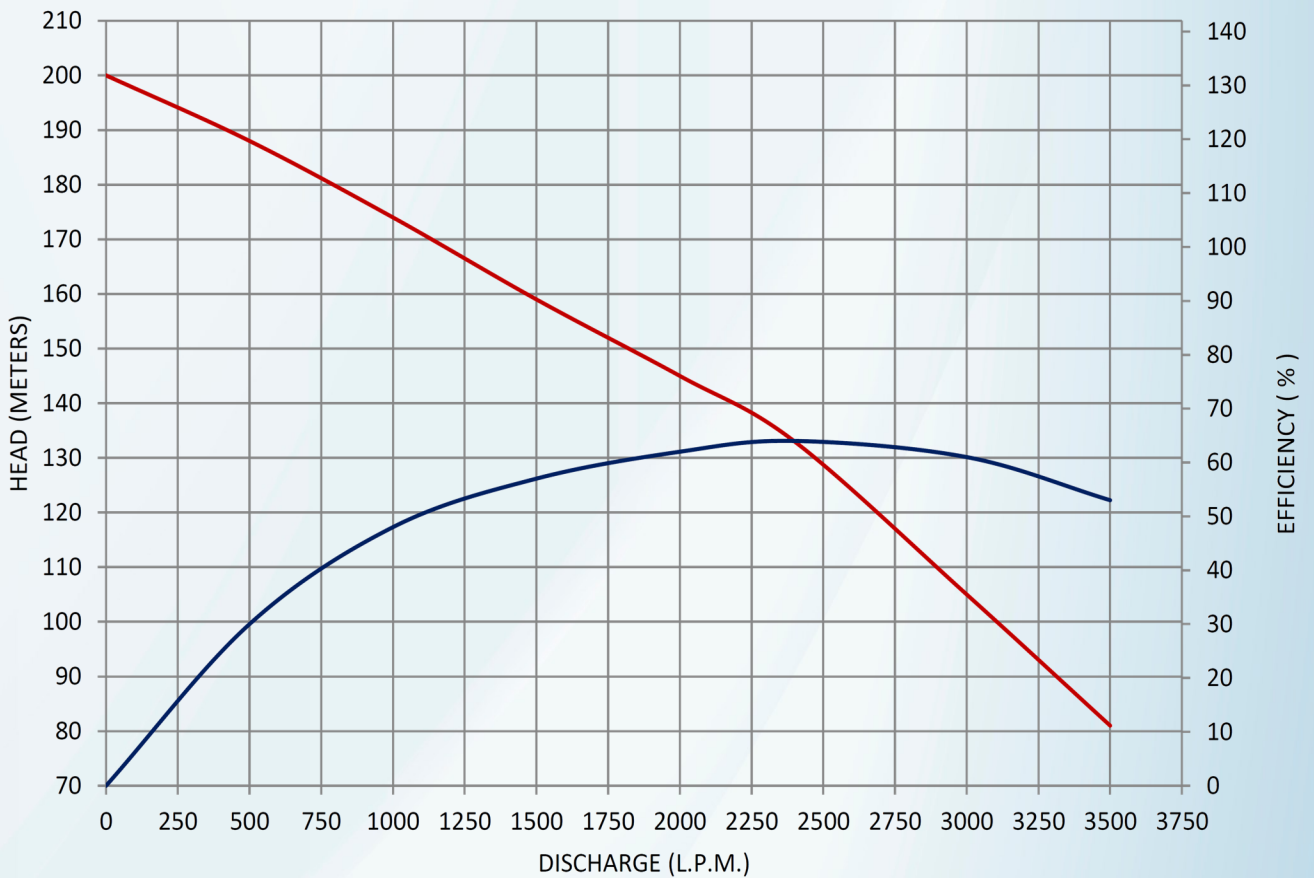
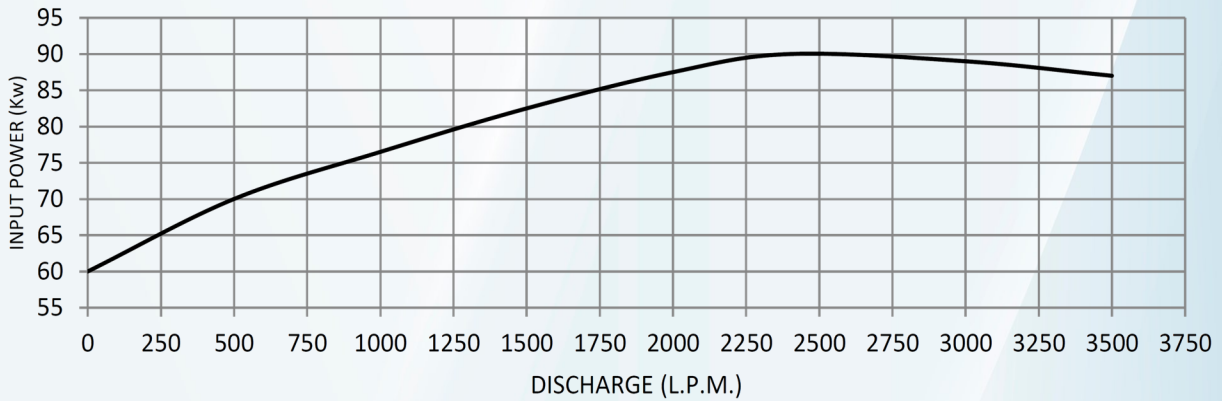




PERFORMANCE GRAPH

SPG1206SH

H.P.:	120	Kw :	90	R.P.M.:	2850	DICHARGE SIZE (INCH / MM) :	6"/150
-------	-----	------	----	---------	------	-----------------------------	--------



DUTY POINT - HEAD : 133 MTR. & DISCHARGE : 2400 LPM